


MELMOR ASSOCIATES, INC.



“WORLD’S LARGEST MATERIAL HANDLING DISTRIBUTOR”

SINCE 1963

**840 ANN AVENUE – NILES, OH 44446
PH: 330-652-1784 – FX: 330-652-1667
WWW.MELMOR.COM**

Index of Items

CastersPg 9
 Chain & Sprocket ConveyorPg 8
 Fiberglass PansPg 4
 Flammable Liquid Storage Cabinets.....Pg 10
 Gravity Roller ConveyorPg 8
 Hoists.....Pg 11
 Lift Tables.....Pg 11
 Metal tote pansPg 4
 Overhead Conveyor SystemsPg 8
 Paint PotsPg 9
 Pallet RacksPg 6
 Plastic ContainersPg 1
 Plastic tote pans.....Pg 4
 Roller Track.....Pg 9
 Rolling LaddersPg 10
 Self-Dumping HoppersPg 5
 Skate ConveyorPg 8
 Steel Containers.....Pg 2-4
 Steel Container Stands.....Pg 3
 Steel Stack RacksPg 11
 Warehouse CartsPg 7
 Wire Baskets.....Pg 1
 Wire Mesh Decking.....Pg 9



All credit card payments include 3% CC processing fee

Don't see what you're looking for?? Call us! We have many more items than are listed here, and we may be able to suggest something different based on your needs. We look forward to doing business with you!

Looking for new unused items? Visit our website and check out our online store for all new items!
melmor.theonlinecatalog.com

Call for price and availability on all items. All items subject to prior sale.



CALL OR VISIT OUR WEBSITE FOR PRICE AND AVAILABILITY ON ALL ITEMS

USED COLLAPSIBLE WIRE BASKETS



32" x 40" x 28"
2" x 2" mesh, stackable,
3000# cap, 1/2 drop
CWB-324028

40" x 48" x 24"
2" x 2" mesh, stackable,
4000# cap, 1/2 drop
CWB-404824

40" x 48" x 30"
2" x 2" mesh, stackable,
4000# cap, 1/2 drop on 48"
CWB-404830-4K

40" x 48" x 36"
2" x 4" mesh, stackable,
4000# cap, 1/2 drop on 48"
CWB-404836-4K

20" x 32" x 16"
1/2" x 1/2" mesh, stackable,
1000# cap, 1/2 drop
CWB-203216K-.5x.5

20" x 32" x 16"
1" x 1" mesh, stackable,
500# cap, 1/2 drop
CWB-203216-1x1

36" x 46" x 24"
2" x 2" mesh, stackable,
4000# cap, 1/2 drop
CWB-364624

40" x 48" x 42"
40" x 46" x 24"
40" x 48" x 48"
42" x 42" x 32"
42" x 50" x 36"

NEW COLLAPSIBLE WIRE BASKETS



20" x 32" x 16"
Stackable, 1/2" x 1/2" mesh,
1000# cap, 22" OA hgt



32" x 40" x 34
Stackable, 2" x 2" mesh,
1/2 drop on 40" side, 28" ID



40" x 48" x 36"
Stackable, 2" x 2" mesh,
2 ga. wire, 4000# cap,
1/2 drop on 48" side, 30" ID



40" x 48" x 42"
Stackable, 2" x 2" mesh,
2 ga. wire, 4000# cap,
1/2 drop on 48" side, 36" ID

USED RIGID WIRE BASKETS



44" x 54" x 30"
2" x 2" mesh, stackable,
1/2 drop, 4-way entry,
6000# cap, 39" OA hgt,
Runners on 54" side
RWB-445430

48" x 53" x 30"
2" x 2" mesh, 6000#
cap stackable, 38"
OA hgt, with runner
bar on 48" side
RWB-485330

48" x 108" x 48"
2" x 2" mesh, stackable,
1/2 corrugated on long
side, 1/2 drop, 51" OA hgt
RWB-4810848

44" x 54" x 40"
2" x 2" mesh, 6000#
cap, stackable, 4-
way entry, 1/2 drop,
with runner bars,
49" OA height
RWB-445440

20" x 32" x 16"
39" x 80" x 24"
42" x 42" x 21"
42" x 53" x 28"
44" x 108" x 32"
48" x 108" x 40"

RIGID BASKETS AVAILABLE PAINTED OR UNPAINTED

USED COLLAPSIBLE PLASTIC CONTAINERS



45" x 48" x 27"
34" OA height, 1/2 drop
2000# cap, 27" ID, HDPE

40" x 48" x 40"
39.5" OA height, 1/2 drop
2500# cap, 34" ID, HDPE

45" x 48" x 24"
31" OA height, 1/2 drop,
2000# cap, 24" ID, HDPE

40" x 48" x 34"
34" OA height, 1/2 drop
2500# cap, 27" ID, HDPE

48" x 70" x 27"
12.5 collapsed height, 34" OA
height, 1/2 drop, 27" ID, HDPE

48" x 70" x 42"
28.5 collapsed height,
50" OA height, 1/2 drop
42" ID, HDPE

45" x 48" x 18"
25" OA height, no drop
2000# cap, 18" ID, HDPE

48" x 64" x 34"
41" OA height, 1/2 drop on 48" side
2500# cap, 34" ID, HDPE

CALL OR VISIT OUR WEBSITE FOR PRICE AND AVAILABILITY ON ALL ITEMS

CALL OR VISIT OUR WEBSITE FOR PRICE AND AVAILABILITY ON ALL ITEMS

USED CORRUGATED STEEL CONTAINERS



36" x 46" x 13"
Stackable, 4-way entry,
4.5" under clearance,
34" W x 44" ID length
CST-364613



36" x 60" x 30"
Stackable, 2-way entry,
12" under clearance,
42" OA hgt
CST-366030



42" x 53" x 28"
Stackable, 4-way entry,
4" under clearance, 1/2 drop,
Rotatable, 38" OA ht
CST-425328-DROP



36" x 41" x 27"
Stackable, 4-way entry, 10" under
clearance, 38" OA height, with 27" x
10" cut out
CST-364127CO



33" x 48" x 24"
Stackable, 4-way entry,
Rotatable, 31" OA height,
5" under clearance,
CST-334824



30" x 36" x 24"
Stackable, 2-way entry,
4" under clearance,
28" OA hgt
CST-303624



24" x 35" x 18"
Stackable, 2-way entry,
8" under clearance,
26" OA height, bottom sealed may be
water tight
CST-243518



32" x 41" x 18"
Stackable, 4-way entry,
4" under clearance, 38" ID length,
22" OA height, 1" holes in floor,
square holes in sides
CST-324118



37" x 43" x 32"
Stackable, 2-way entry,
Hairpin, 39" OA height,
48" to top of hairpin,
7.5" under clearance
CST-374332



24" x 36" x 24"
Stackable, hairpin, 2-way entry, 5"
under clearance, 36" to top of loop,
42" wide at top of angle,
CST-243624



26" x 38" x 24"
Stackable, hairpin, 2-way entry, 8"
under clearance
CST-263824HP



23" x 50" x 30"
Stackable, 1/2 drop door,
4-way entry, 40" OA hgt
CST-235030



35" x 50" x 24"
Stackable, 2-way entry,
5" under clearance,
31.5" OA height, wire mesh
on 36" side with 1/2 drop
CST-365024



36" x 60" x 22"
Stackable, 2-way entry,
12" under clearance,
34" OA height
CST-366022



36" x 60" x 15"
Stackable, 2-way entry,
12" under clearance,
27" OA height
CST-366015



48" x 96" x 24"
Stackable, 4-way entry,
Runner bars, 32" OA height,
4" under clearance,
Knockdown style,
CST-489624

ALL STEEL CONTAINERS AVAILABLE PAINTED (exterior only) OR UNPAINTED

CALL OR VISIT OUR WEBSITE FOR PRICE AND AVAILABILITY ON ALL ITEMS

CALL OR VISIT OUR WEBSITE FOR PRICE AND AVAILABILITY ON ALL ITEMS

USED CORRUGATED STEEL CONTAINERS



28" x 39" x 24"
Stackable, 2-way entry,
8" under clearance, 32"
OA hgt
CST-283924



36" x 60" x 15"
Stackable, 4-way entry,
28" OA hgt, wire bottom
CST-366015WB



36" x 50" x 24"
Stackable, 2-way entry
31.5" OA hgt, Wire
mesh on 36" side with
1/2 drop, 5" under
clearance
CST-365024

USED TAPER NOSE STEEL CONTAINERS



35" x 42" x 24"
4-way entry, stackable
4" under clearance
49" OA length, 30" OA
height
TST-354224



34" x 35" x 24"
4-way entry, stackable
4" under clearance
43" OA length, 28" OA
height
TST-343524

USED WORKMATIC DROP BOTTOM CONTAINERS



33" x 36" x 12"
Stackable, 3-way entry,
4" under clearance,
WST-333612



33" x 36" x 18"
Stackable, 3-way entry,
4" under clearance
WST-333618



33" x 36" x 24"
Stackable 3-way entry,
4" under clearance
WST-333624



33" x 48" x 24"
Stackable, 3-way entry
WST-334824

DROP BOTTOM STANDS



33" X 36" Drop Bottom Stand
33"W x 36"L x 18"D, 4-5" under
clearance, available painted or not
painted

33" x 48" Drop Bottom Stand
33"W x 48"L x 24"D, 4-5" under
clearance, available painted or
not painted

33" x 48" Drop Bottom Stand
33"W x 48"L x 24"D, 4-5" under
clearance, available painted or not
painted

USED FLOMATIC STEEL CONTAINERS



33" x 36" x 18"
Stackable, 4-way entry,
4" under clearance,
23" OA hgt
FST-333618



33" x 48" x 24"
Stackable, 4-way entry,
4" under clearance,
28" OA height
FST-334824

FLOMATIC STANDS



33" x 36" x 18" Fromatic Stand
33" x 48" x 24" Fromatic Stand

NOTE: Steel container sold
separately

ALL STEEL CONTAINERS AVAILABLE PAINTED (exterior only) OR UNPAINTED

CALL OR VISIT OUR WEBSITE FOR PRICE AND AVAILABILITY ON ALL ITEMS

CALL OR VISIT OUR WEBSITE FOR PRICE AND AVAILABILITY ON ALL ITEMS

USED STRAIGHT WALL STEEL CONTAINERS



30" X 40" X 24"
Stackable, 4-way entry,
4" under clearance,
28" OA hgt
SST-304024



48" x 96" x 25"
Stackable, 4-way entry, rotatable,
4" under clearance, 3/4" holes,
34" OA hgt, 1/2 drop
SST-549627



44" x 54" x 15"
Stackable, 4-way entry, rotatable,
22" OA hgt
4" under clearance,
SST-455415



54" x 96" x 27"
Stackable, 4-way entry, rotatable,
4" under clearance, 3/4" holes,
34" OA hgt, 1/2 drop
SST-549627



44" x 108" x 29"
Stackable, 4-way entry,
Rotatable, 34" OA height,
Partial 1/2 drop, 3/4" holes,
4" under clearance
SST-4410829



48" x 140" x 25"
Stackable, 4-way entry,
Rotatable, 34" OA height,
Partial 1/2 drop, 3/4" holes,
4" under clearance
SST-4814025



36" x 36" x 12"
Stackable, 4-way entry,
1/8" - 3/16" perforations,
4" under clearance,
16" OA height
SST-363612

ALL STEEL CONTAINERS AVAILABLE PAINTED (exterior only) OR UNPAINTED

USED TOTE PANS



Metal Hopper
Tote Pan

- #1 5.5" x 12" x 4.5"
- #2 7.5" x 13" x 6"
- #3 9" x 18" x 7.5"
- #4 12" x 21" x 9.5"
- #5 15" x 24" x 11"
 - 5.5" x 18" x 4"
 - 8" x 14" x 5.5"
 - 10" x 16" x 8"
 - 10" x 20" x 8"
 - 12" x 21" x 8"
 - 12" x 29" x 8"
 - 15" x 24" x 11"



Metal
Tote Pans

- 9" x 12" x 6"
- 10" x 18" x 6"
- 10" x 18" x 8"
- 11" x 19" x 3"
- 11" x 19" x 6"
- 12" x 18" x 6"
- 12" x 18" x 8"
- 12" x 20" x 10"



Plastic and Fiberglass
Tote Pans

- 11" x 12" x 7"
- 11" x 21" x 3" (perf bottom)
- 12" x 15" x 7"
- 12" x 19" x 12"
- 14.5" x 11.5" x 7"
- 15" x 23" x 4.5"
- 15" x 24" x 7"
- 20" x 42" x 7"
- 22" x 23.5" x 11"



Perforated Metal
Tote Pan

- 9.5" x 18" x 5"
(bottom only)
- 11" x 18" x 8"
(bottom only)
- 17" x 31" x 5"



Expanded Metal Tote Pans

- 11" x 17" x 3"
- 12" x 23" x 7"
- 17" x 31" x 5"
- 20" x 30" x 5"

Sectional Metal Hopper Tote Pan

	Width	Length	Height	Bins/Sept.
#0S	37"	8"	4.5"	8
#1S	37"	12"	4.5"	6
#2S	37"	15.5"	6"	5
#3S	37"	18.75"	7.5"	4
#4S	37"	20.5"	9.5"	3
#5S	37"	24"	11"	2



CALL OR VISIT OUR WEBSITE FOR PRICE AND AVAILABILITY ON ALL ITEMS

CALL OR VISIT OUR WEBSITE FOR PRICE AND AVAILABILITY ON ALL ITEMS

USED SELF DUMPING HOPPERS



Reconditioned and painted

Size	Dimensions	Weight
¼ yd SDH	41" x 33.5" x 24" OA hgt	370#
½ yd SDH	52.25" x 33.5" x 31.5" OA hgt	460#
¾ yd SDH	56.25" x 39.5" x 35" OA hgt	580#
1 yd SDH	62.50" x 39.5" x 37.75" OA hgt	630#
1 ½ yd SDH	73" x 39.5" x 46.25" OA hgt	780#
1 ½ yd SDH LP	62.5" x 64.75" x 37.75" OA hgt	750#
2 yd SDH	73" x 75.75" x 46.25" OA hgt	850#
2 ½ yd SDH	73" x 75.75" x 47.25" OA hgt	1230#
3 yd SDH	73" x 75.75" x 47.25" OA hgt	1330#
5 yd SDH	73" x 75.75" x 47.25" OA hgt	2000#

NEW SELF DUMPING HOPPERS

1/4 yd	1/2 yd	3/4 yd	1 yd	1 ½ yd LP	1 ½ yd narrow
2 yd standard	2 yd narrow	2 ½ yd	3 yd	4 yd	5yd

Dimensions and Specs available upon request – Special sizes available upon request

USED SPECIALTY HOPPERS



44" x 68" x 43" manual tilt truck
2000# capacity, 6" casters – 2 rigid/2 swivel,
painted gray



1.5 yd Rubbermaid self-dumping tilt truck
48"W x 80"L x 49"OA height



¼ yd Self-Dumping
Chip Hopper

2" x 4" casters
4000# capacity
With Drain

(Limited Quantity)



CALL OR VISIT OUR WEBSITE FOR PRICE AND AVAILABILITY ON ALL ITEMS

CALL OR VISIT OUR WEBSITE FOR PRICE AND AVAILABILITY ON ALL ITEMS

USED PALLET RACKING

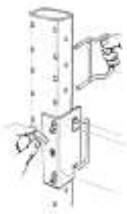
Interlake



- 16' x 42" upright.....24,000# cap
- 12' x 36" upright.....21,000# cap
- 12' x 36" upright.....24,000# cap
- 8' x 42" upright.....18,000# cap
- 12' x 42" upright.....21,000# cap
- 12' x 42" upright.....24,000# cap

- 120" step beam.....4,500# cap
- 108" step beam.....4,000# cap
- 106" step beam.....4,500# cap
- 106" step beam.....2,500# cap
- 96" step beam.....4,000# cap
- 92" step beam.....4,000# cap

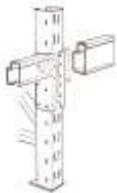
Speedrack



- 16' x 42" upright.....24,000# cap
- 12' x 42" upright.....24,000# cap
- 8' x 42" upright.....24,000# cap

- 102" step beam.....4,000# cap
- 98" step beam.....4,000# cap
- 90" step beam.....4,000# cap

Penco



- 12' x 36" upright.....25,000# cap
- 8' x 36" upright.....21,000# cap

- 120" step beam.....5,690# cap
- 96" step beam.....4,230# cap

Ridg-U-Rak



- 18' x 36" upright.....24,000# cap
- 16' x 36" upright.....24,000# cap
- 12' x 36" upright.....24,000# cap
- 12' x 28" upright.....25,000# cap
- 8' x 36" upright.....24,000# cap
- 10' x 48" upright.....24,000# cap

- 144" step beam.....2,130# cap
- 100" step beam.....4,000# cap
- 96" step beam.....4,000# cap
- 94" step beam.....4,000# cap
- 90" box beam.....4,000# cap

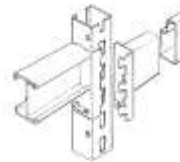
Sturdi-Bilt



- 9' x 38" upright.....21,000# cap
- 8' x 40" upright.....21,000# cap

- 156" step beam.....6,000# cap
- 120" step beam.....4,000# cap
- 114" box beam.....4,000# cap
- 108" step beam.....2,000# cap
- 96" step beam.....4,300# cap
- 90" step beam.....4,300# cap

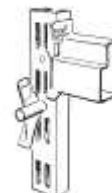
Republic



- 17' x 44" upright.....25,000# cap
- 16' x 32" upright.....25,000# cap
- 12' x 28" upright.....25,000# cap
- 12' x 32" upright.....25,000# cap

- 106" box beam.....7,100# cap
- 100" step beam.....4,500# cap
- 90" box beam.....4,000# cap

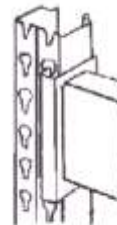
Webb Slide N Lock



- 16' x 42" upright.....24,000# cap
- 12' x 42" upright.....24,000# cap

- 108" step beam.....4,000# cap
- 90" box beam.....4,000# cap

Paltier



- 16' x 42" upright.....21,000# cap
- 12' x 42" upright.....21,000# cap

- 93" step beam.....2,500# cap

Our inventory is constantly changing, this is only a partial listing Call us for current sizes and pricing.

Wire Mesh Decking available – See Page 9

CALL OR VISIT OUR WEBSITE FOR PRICE AND AVAILABILITY ON ALL ITEMS

CALL OR VISIT OUR WEBSITE FOR PRICE AND AVAILABILITY ON ALL ITEMS

USED WAREHOUSE CARTS



17" X 37" Warehouse Cart

2" x 8" wheels – 2 rigid/2 swivel,
11.5" deck height, 38" height
with handle,
28.5" handle height



18" x 36" 2-Shelf Cart

18" x 36" x 27" OA height,
All welded construction, top shelf
lip down, bottom shelf 8" from
floor – lip up, 5" x 1.5" casters –
2 rigid/2 swivel, painted gray



30" x 60" Warehouse Cart

14" to top of deck, hardwood deck,
rubber moldon wheels, with handle



24" x 48" 3-Shelf Cart

With writing stand (24" x 11")
48" OA height, 12 ga steel shelves
(lip up), all welded construction,
6" x 2" casters – 2 rigid/2 swivel,
painted gray



20" x 12" 3-Tier
Picking Cart

With writing stand, 22" x 53" x
82" OA height, 2 shelves – open
design, all welded aluminum
construction, 5" x 15" all swivel
casters, approx. 27" between
shelves



20" x 27" Flat Steel
Rolling Cart

4" x 1.5" steel casters – all
swivel, 5.75" OA height



58" x 96" Warehouse Cart

Hardwood deck, rubber moldon
wheels, 6000# capacity, 14.5" OA
height to deck, 2 pc – 10" x 3" swivel
wheels, 2 pc – 12" x 3.5" rigid
wheels, add approximately. 34" to OA
length for hook and bale



30" x 54" Lumber Cart

12" deck height, 50" OA hgt
2" x 6" swivel casters on each
corner with additional set of
center casters



24" x 48" Single Handle
Platform Truck
2" x 6" rubber moldon casters
9" deck hight



32" x 60" Perforated
Double Platform Cart

17" between platforms
10" to top of bottom level
6 – 2" x 6" casters



30" x 60" Two Tier Platform Cart

31" OA height
11" to too of bottom level
6 – 2" x 6" casters

CALL OR VISIT OUR WEBSITE FOR PRICE AND AVAILABILITY ON ALL ITEMS

CALL OR VISIT OUR WEBSITE FOR PRICE AND AVAILABILITY ON ALL ITEMS

USED ROLLER CONVEYOR



12" medium duty –	2" rolls, 3" center, 7/16" shaft, 3.5 PS rail, 10 ft sections
15" medium duty –	2" rolls, 3" center, 7/16" shaft, 3.5 PS rail, 10 ft sections
18" medium duty –	2" rolls, 4.5" center, 7/16" shaft, 3.5 PS rail, 10 ft sections
21" medium duty –	24" OA width, 1.9" rolls, 3" center, 7/16" shaft, 10 ft sections
22" medium duty –	1.5" rolls, 3" centers, .25" shaft, 3 PS rail, 10 ft sections
24" medium duty –	2" rolls, 4" centers, 7/16" shaft, 3.5 PS rail, 10 ft sections
27" medium duty –	36" OA width, 1.9" rolls, 3" centers, 7/16" shaft, 10 ft sections
28" medium duty –	2" rolls, 3" centers, 7/16" shaft, 5.5 PS rail, 10 ft sections
30" medium duty –	2" rolls, 3" centers, 7/16" shaft, 3.5 PS rail, 10 ft sections
34" medium duty –	36" OA width, 1.9" rolls, 4" centers, 7/16" shaft, 10 ft sections
36" medium duty –	2" rolls, 4" centers, 7/16" shaft, 3.5" PS rails, 10 ft sections
42" medium duty –	2" rolls, 3" centers, 7/16" shaft, 3.5 PS rail, 10 ft sections
48" medium duty –	2" rolls, 4" centers, 7/16" shaft, 3.5 PS rail, 10 ft sections
60" medium duty –	2" rolls, 6" centers, 7/16" shaft, 4" CI, 10 ft sections

USED SKATEWHEEL CONVEYOR



12" –	Galvanized Skate Wheel
18" –	Skate Wheel, Aluminum rail, Galvanized rolls
24" –	Galvanized Skate Wheel
90° Turns and Tripod Stands	

USED CHAIN & SPROCKET DRIVEN CONVEYOR



48" –	48" usable width, 2.5" rolls, 6" centers, 11/16" shaft
54" –	54" usable width, 2.5" rolls, 6" centers, 11/16" shaft, below rail on driven side, 6" CI side rail, above rail on non-driven side, 4" CI side rail
60" –	60" usable width, 67" OA width, 2.5" rolls, 6" centers, 11/16" shaft, 2" below rail on driven side, 4" side rail, above rail on non-driven side, 4" side rail
96" –	96" usable width, 104" OA width, 2.5" rolls, 5" centers, 11/16" shaft, 2" below rail on driven side, 4" side rail, above rail non-driven side, 4" side rail

USED OVERHEAD CONVEYOR SYSTEMS

Enclosed Track

Overhead I-Beam Style

Trolleys

- Richard Wilcox 2035 Chain
- Richard Wilcox 205 Track
- Webb Unibilt Chain
- Webb Unibilt Track

- #348 Chain
- #458 Chain
- #678 Chain

Drive and turns available

- 348 Trolleys
- 458 Trolleys

Trolleys are complete with H-attachments, nuts and bolts

CALL OR VISIT OUR WEBSITE FOR PRICE AND AVAILABILITY ON ALL ITEMS

CALL OR VISIT OUR WEBSITE FOR PRICE AND AVAILABILITY ON ALL ITEMS

USED PAINT POTS



Size		Diameter	ID Height	OA Height
2 gallon	Devilbiss Binks	9.5" 9"	9.5" 9.5"	14"
5 gallon	Devilbiss Binks	14" 13.5"	16" 15"	20.5"
10 gallon	Devilbiss Binks	14" 14"	19" 22"	23.5" 26"
15 gallon	Devilbiss Binks	14" 15"	29"	33.5" 32"

Dimensions are approximate and must be confirmed prior to purchase. All pots are used, reconditioned and cleaned prior to shipment. They come with a gasket, one regulator, and a safety relief valve.

35 and 60 gal available in limited quantities

USED & NEW CASTERS



Size	Dimensions
2" x 4" Steel – Set of 4, 750# capacity, 2 rigid/2 swivel, NEW	
2" x 5" Phenolic – Set of 4, 1000# capacity, 2 rigid/2 swivel, USED	
2" x 6" Phenolic – Set of 4, 1000# capacity, 2 rigid/2 swivel, USED	
2" x 6" Rubber Moldon – Set of 4, 500# capacity, either 2 rigid/2 swivel OR all swivel, NEW	
2" x 7" Steel – Set of 4, 750# capacity, 2 rigid/2 swivel, USED	
2" x 8" Phenolic – Set of 4, 1200# capacity, 2 rigid/2 swivel, USED	
3" x 8-10" Steel – Set of 4, 2 rigid – 3"x10", 2 swivel – 3"x8", 2500# capacity, weld-on, USED	
4" Grip Ring Stem – Set of 4, 4" diameter, 3/4" tread width, 7/16" diam grip ring stem, 1 7/8" length grip ring stem, brakes, 7" OA height from top of stem to bottom of tread, UNUSED SURPLUS	

USED PALLET FLOW ROLLER TRACK



Staggered rolls on 2" centers
4.5" OA width, 5" high, 10 ft sections

USED WIRE MESH DECKING

Size	Size	Size
36 x 46	42 x 46	48 x 46
36 x 52	42 x 52	48 x 52
36 x 58	42 x 58	48 x 58



Steel or Wood Decking also available

CALL OR VISIT OUR WEBSITE FOR PRICE AND AVAILABILITY ON ALL ITEMS

CALL OR VISIT OUR WEBSITE FOR PRICE AND AVAILABILITY ON ALL ITEMS

USED ROLLING LADDERS



3-STEP	3-steps, 24" wide, 30" to top step, 63" OA height, 27" x 36" base, 20" x 24" platform
4-STEP	4-steps, 16" wide, 36" to top step, 67" OA height, 25" x 36" base, 14" x 16" platform, expanded metal steps
5-STEP	5-steps, 16" wide, 44" to top step, 73.5" OA height, 18.5" x 38.5" base, 10.5" x 16" platform, expanded metal steps
6-STEP	6-steps, 16" wide, 56" to top step, 86.5" OA height, 19" x 43" base, 10" x 18" platform, expanded metal steps
7-STEP	7-steps, 24" wide, 66" to top step, 113" OA height, 30" x 55" base, 10" x 24" platform, perforated metal steps
8-STEP	8-steps, 24" wide, 77" to top step, 122" OA height, 30" x 60" base, 11" x 24" platform, perforated metal steps
9-STEP	9-steps, 24" wide, 86" to top step, 116" OA height, 28" x 64" base, 110" x 24" platform, perforated metal steps
10-STEP	10-steps, 24" wide, 96" to top step, 142" OA height, 31" x 73" base, 10" x 24" platform, perforated metal steps
12-STEP	12-steps, 24" wide, 114" to top step, 144" OA height, 31" x 80" base, 10" x 24" platform, expanded metal steps
13-STEP	13-steps, 24" wide, 130" to top step, 160" OA height, 30" x 91" base, 14" x 24" platform, perforated metal steps

ADDITIONAL SIZES, AS WELL AS NEW LADDERS, ALSO AVAILABLE

USED FLAMMABLE LIQUID STORAGE CABINETS




4 GAL	Eagle, model 1903, 4-gallon capacity, 1 door/1 shelf, 18" x 18" x 22"
15 GAL	Just-Rite, 15-gallon capacity, 23.5" x 18" x 44", 1 door/1 shelf, manual close
20 GAL	Protecto-Seal, model 55242, 20-gallon capacity, 39" x 12" x 39.25", 2 doors, no shelves, manual close
30 GAL	Eagle, 30-gallon capacity, 43" x 18" x 44", 2 doors/1 shelf, manual close
45 GAL	45-gallon capacity, 43" x 18" x 65", 2 doors/2 shelves, manual close
55 GAL	Just-Rite, horizontal style, 55-gallon capacity, 30" x 48" x 50", 2 doors, no shelves, manual close
60 GAL	Protecto-Seal, with conveyor, vertical style, 60-gallon capacity, 31.5" x 31.5" x 66.5", 2 doors, no shelves, manual close
8-tank Storage Cabinet	Expanded metal, 38" x 30.5" x 72", 1 door/1 shelf, manual close
16-tank Storage Cabinet	Expanded metal, 60" x 39" x 76", 2 doors, no shelves, manual close


ADDITIONAL SIZES, AS WELL AS NEW CABINETS, ALSO AVAILABLE

CALL OR VISIT OUR WEBSITE FOR PRICE AND AVAILABILITY ON ALL ITEMS

CALL OR VISIT OUR WEBSITE FOR PRICE AND AVAILABILITY ON ALL ITEMS

USED SCISSOR LIFT TABLES		
	Size	Dimensions
	1000# capacity	48" X 96" table, 48" vertical travel 110/1 volt, foot control
	2000# capacity	36" x 60" table, 36" vertical travel 110/1 volt, foot control
	2000# capacity	44" x 54" table, 36" vertical travel 220/460/3 volt
	3000# capacity	40" x 48" table, 36" travel, 110/1 volt, foot control
Other sizes (capacity & table size) available. Call for specs.		

USED STACK RACKS		
		42" x 55" x 40" (46" OA hgt)
		42" x 53" x 36" (44" OA hgt)
		57" x 57" x 30" (38" OA hgt)

USED ELECTRIC HOISTS				
	¼ ton C & M Lodestar Electric hoist	½ ton Coffing Electric Hoist	1 ton C & M Lodestar Electric Hoist	½ ton C & M Lodestar Electric hoist
	10 ft link chain lift Push button control 32 FPM 220/440/3 volt HST-QTRCM	3000# capacity 20 ft cable lift Push button control Plain trolley 220/440/3 volt Model: WR40213	10 ft link chain lift Push button control 220/440/3 volt HST-ONECM	10 ft link chain lift Push button control 32 FPM 220/440/3 volt HST-HALFCM
	Hook OR Plain Trolley suspension options available		Hook OR Plain Trolley suspension options available	Hook OR Plain Trolley suspension options available
USED AIR HOISTS				
2 ton C & M Lodestar Electric Hoist	2 ton C & M Lodestar Electric Hoist	2 ton Yale Electric Hoist	½ ton ARO Air Hoist	4 ton Gardner Denver Air Hoist
Double drop 19 ft link chain lift 8 FPM Push button control 110/1 single phase HST-TWOCM19	8 ft link chain lift 8 FPM Push button control 220/440/3 phase HST-TWOCM8	10 ft lift Hook suspension Push button control 115/1 phase HST-TWOYALE	10 ft link chain lift Hook suspension HST-HALFARO	17 ft lift Link chain lift Push button control Plain trolley Chain container Size: 86-P31KL80A
			Rope OR Pushbutton Control options available	
Other sizes available, up to 5 ton				

CALL OR VISIT OUR WEBSITE FOR PRICE AND AVAILABILITY ON ALL ITEMS